



Assign Role with Context

Work Instruction

Transaction Code(s): NA

Purpose

Use this procedure to assign a role with context to a person.

Trigger

Perform this procedure when additional security roles need to be added to a person's profile.

Menu Path

Use the following menu path to access the transaction: **Identity Management > Manage**.

Transaction Code

NA

Helpful Hints

Be sure the user has been assigned a business area in the Auto-Assigned Contexts.

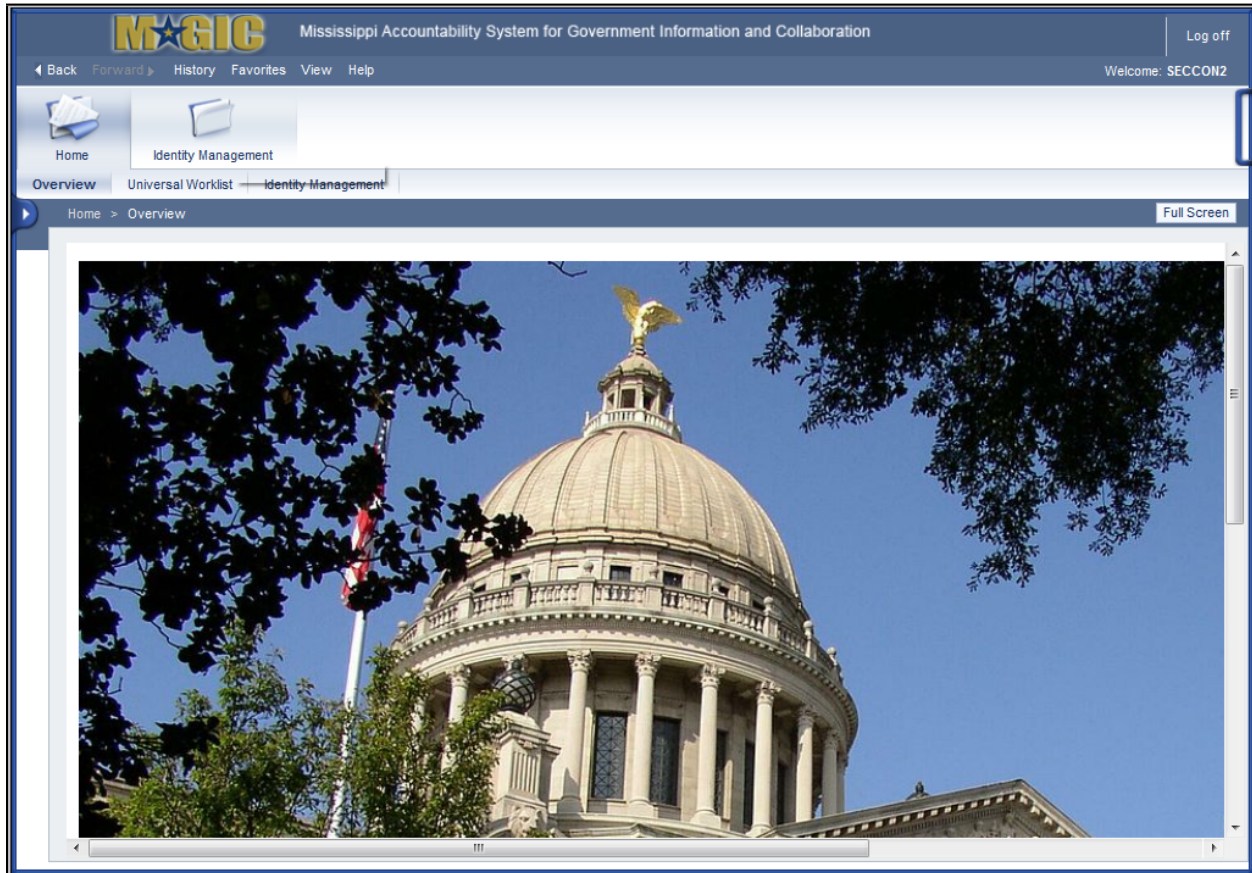


Assign Role with Context Work Instruction Transaction Code(s): NA

Procedure

1. Start the transaction using the menu path or transaction code.

Employee Overview - State of Mississippi - MAGIC Portal - Windows Internet Explorer



2. Click [Identity Management](#).



Assign Role with Context

Work Instruction

Transaction Code(s): NA

Identity Management - State of Mississippi - MAGIC Portal - Windows Internet Explorer

Self Services Manage History

Available Tasks Manage

- Profile : Answer Password Security Questions
- Password Reset
- Assign Delegates : As a Security Contact, you may designate delegates who may request authorizations for users on your behalf
- University Security Contact Request

3. Click the Manage tab Manage.

Identity Management - State of Mississippi - MAGIC Portal - Windows Internet Explorer

Self Services **Manage** History

Show: Person Create... Choose Task... Advanced

Find: Go

Unique ID	Display Name	Last Name	First Name

Entry Details [-]

4. As required, complete/review the following fields:


Field	R/O/C	Description
-------	-------	-------------



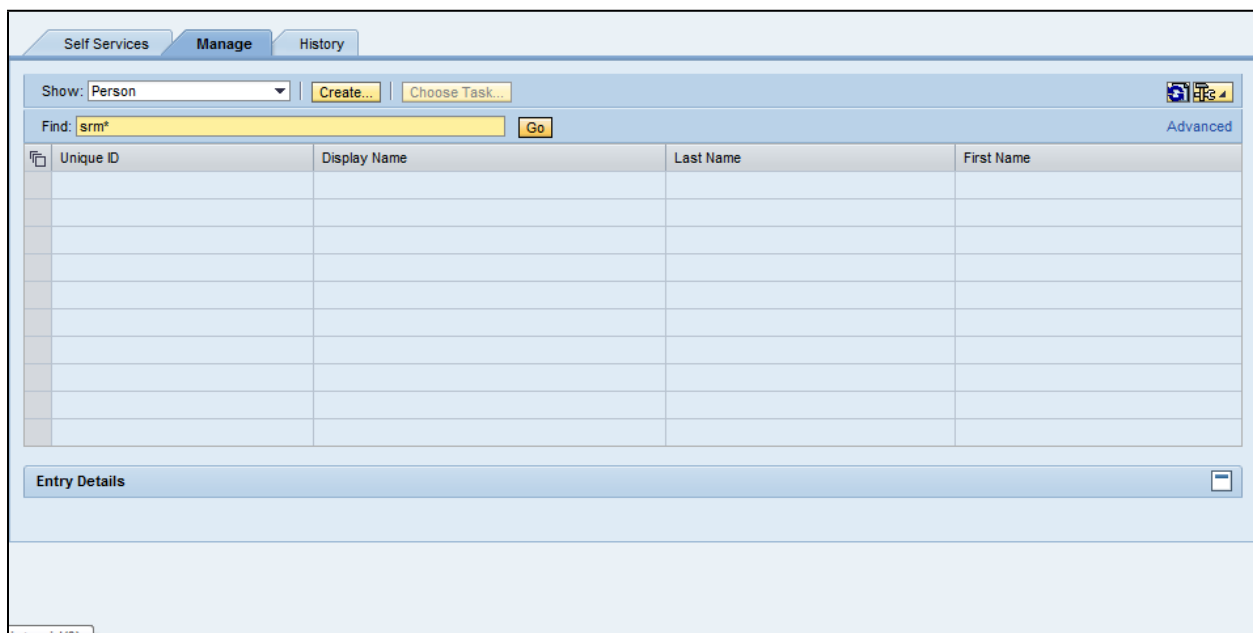
Assign Role with Context

Work Instruction

Transaction Code(s): NA

Field	R/O/C	Description
Find:	Required	<p>Example: srm*</p> <p> Enter the first or last name in the Find field. Remember, you can use the * wildcard to help in your search.</p>

Identity Management - State of Mississippi - MAGIC Portal - Windows Internet Explorer



Self Services **Manage** History

Show: Person Create... Choose Task...

Find: srm* Go Advanced

Unique ID	Display Name	Last Name	First Name

Entry Details


5. Click .



Assign Role with Context Work Instruction Transaction Code(s): NA

Identity Management - State of Mississippi - MAGIC Portal - Windows Internet Explorer

Unique ID	Display Name	Last Name	First Name
JJ482207	Wiley SRM	SRM	Wiley
MS0000054	Meagan SRM	SRM	Meagan
MS00000161	SRM , Matt Morrow IV	SRM	Matt
SRM2ERP	SRM2ERP	SRM2ERP	
SRM2ERPD	SRM2ERPD	SRM2ERPD	
SRM2GRC	Connector for SRM 2 GRC	SRM 2 GRC	Connector for
SRM2SUS	SRM2SUS	SRM2SUS	
SRM2SUSD	SRM2SUSD	SRM2SUSD	
SRMBUYER03	SRMBUYER03	SRMBUYER03	
SRMBUYER04	SRMBUYER04	SRMBUYER04	

6. Click  to select the person needed.

Identity Management - State of Mississippi - MAGIC Portal - Windows Internet Explorer

Details about SRM , Matt Morrow IV

General Attributes Assignments Parameters Settings Employee Data

Person Communication Account Info Accounts

Unique ID: MS00000161 Language: Status: ACTIVE

7. Click .

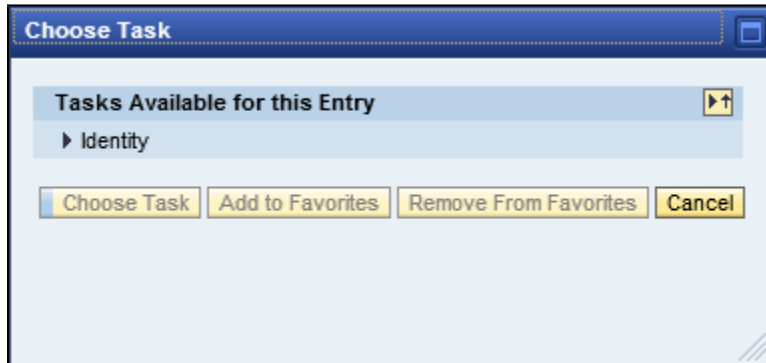


Assign Role with Context

Work Instruction

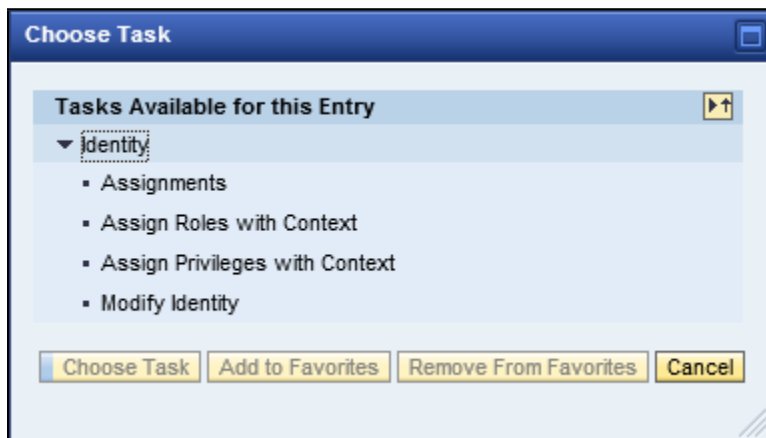
Transaction Code(s): NA

Identity Management - State of Mississippi - MAGIC Portal - Windows Internet Explorer



8. Click **Identity**.

Identity Management - State of Mississippi - MAGIC Portal - Windows Internet Explorer



9. Click **Assign Roles with Context**.



Assign Role with Context Work Instruction Transaction Code(s): NA

Identity Management - State of Mississippi - MAGIC Portal - Windows Internet Explorer

Choose Task

Tasks Available for this Entry

- ▼ Identity
 - Assignments
 - Assign Roles with Context**
 - Assign Privileges with Context
 - Modify Identity

Choose Task **Add to Favorites** **Remove From Favorites** **Cancel**

10. Click **Choose Task**.

SAP NetWeaver Identity Management

Assign Roles with Context Help

Unique ID: MS00000161
Display Name: SRM, Matt Morrow IV

1 Select context 2 Select role 3 Enter details 4 Review and Finish

Previous Next

The contexts you choose here are applied to all of the roles you select in the next step

Available

Context Type: Active Directory Domain and Find: Search Add Advanced

Unique ID

Selected

Delete

Unique ID	Display Name

11. Click Context Type: drop-down menu **Active Directory Domain**.



Assign Role with Context

Work Instruction

Transaction Code(s): NA

SAP NetWeaver Identity Management

Assign Roles with Context

Help

Unique ID: MS00000161
Display Name: SRM , Matt Morrow IV

1

2

3

4

Select contextSelect roleEnter detailsReview and Finish

Previous

Next

The contexts you choose here are applied to all of the roles you select in the next step

Available

Selected

Context Type: Active Directory Domain and Find: Search Add Advanced

Unique ID

Active Directory Domain

Agency Subarea

Business Area

Delete

Unique ID

Display Name

12. Click **Business Area**.



Assign Role with Context

Work Instruction

Transaction Code(s): NA

SAP NetWeaver Identity Management

Assign Roles with ContextHelp

Unique ID: MS00000161
Display Name: SRM , Matt Morrow IV

1234

Select contextSelect roleEnter detailsReview and Finish

PreviousNext

The contexts you choose here are applied to all of the roles you select in the next step

Available

Context Type: Business Area and Find: SearchAddAdvanced

Unique ID	Display Name

Selected

Delete

Unique ID	Display Name

javascript:void(0);

13. Click **Search**.



Assign Role with Context

Work Instruction

Transaction Code(s): NA

SAP NetWeaver Identity Management

Assign Roles with ContextHelp

Unique ID: MS00000161
Display Name: SRM , Matt Morrow IV

1234

Select contextSelect roleEnter detailsReview and Finish

PreviousNext

The contexts you choose here are applied to all of the roles you select in the next step

Available

Context Type: Business Area and Find: SearchAddAdvanced

Unique ID	Display Name
CTX:BA:1000	State General Fund
CTX:BA:1001	State Senate
CTX:BA:1002	House of Representatives
CTX:BA:1003	Legislative Joint Operations
CTX:BA:1021	PEER Committee
CTX:BA:1022	Joint Leg Reapportionment
CTX:BA:1025	Legislative Budget Office
CTX:BA:1047	MS Comm on Status of Women
CTX:BA:1051	Supreme Court - Admin Office
CTX:BA:1071	Attorney General

Selected

Delete

Unique ID	Display Name
-----------	--------------

14. Click  to select the business area.



Assign Role with Context

Work Instruction

Transaction Code(s): NA

SAP NetWeaver Identity Management

Assign Roles with ContextHelp

Unique ID: MS00000161
Display Name: SRM , Matt Morrow IV

1234

Select contextSelect roleEnter detailsReview and Finish

PreviousNext

The contexts you choose here are applied to all of the roles you select in the next step

Available

Context Type: Business Area and Find: SearchAddAdvanced

Unique ID	Display Name
CTX:BA:1000	State General Fund
CTX:BA:1001	State Senate
CTX:BA:1002	House of Representatives
CTX:BA:1003	Legislative Joint Operations
CTX:BA:1021	PEER Committee
CTX:BA:1022	Joint Leg Reapportionment
CTX:BA:1025	Legislative Budget Office
CTX:BA:1047	MS Comm on Status of Women
CTX:BA:1051	Supreme Court - Admin Office
CTX:BA:1071	Attorney General

Selected

Delete

Unique ID	Display Name
-----------	--------------

javascript:void(0);

15. Click **Next**.



Assign Role with Context

Work Instruction

Transaction Code(s): NA

SAP NetWeaver Identity Management

Assign Roles with ContextHelp

Unique ID: MS00000161
Display Name: SRM , Matt Morrow IV

1234

Select contextSelect roleEnter detailsReview and Finish

PreviousNext

The contexts you choose here are applied to all of the roles you select in the next step

Available

Context Type: Business Area and Find: SearchAddAdvanced

Unique ID	Display Name
CTX:BA:1000	State General Fund
CTX:BA:1001	State Senate
CTX:BA:1002	House of Representatives
CTX:BA:1003	Legislative Joint Operations
CTX:BA:1021	PEER Committee
CTX:BA:1022	Joint Leg Reapportionment
CTX:BA:1025	Legislative Budget Office
CTX:BA:1047	MS Comm on Status of Women
CTX:BA:1051	Supreme Court - Admin Office
CTX:BA:1071	Attorney General

Selected

Delete

Unique ID	Display Name
-----------	--------------

16. Click **Add**.



Assign Role with Context

Work Instruction

Transaction Code(s): NA

SAP NetWeaver Identity Management

Assign Roles with ContextHelp

Unique ID: MS00000161
Display Name: SRM , Matt Morrow IV

1234

Select contextSelect roleEnter detailsReview and Finish

PreviousNext

The contexts you choose here are applied to all of the roles you select in the next step

Available

Context Type: Business Area and Find: SearchAddAdvanced

Unique ID	Display Name
CTX:BA:1000	State General Fund
CTX:BA:1001	State Senate
CTX:BA:1002	House of Representatives
CTX:BA:1003	Legislative Joint Operations
CTX:BA:1021	PEER Committee
CTX:BA:1022	Joint Leg Reapportionment
CTX:BA:1025	Legislative Budget Office
CTX:BA:1047	MS Comm on Status of Women
CTX:BA:1051	Supreme Court - Admin Office
CTX:BA:1071	Attorney General

Selected

Delete

Unique ID	Display Name
CTX:BA:1025	Legislative Budget Office

javascript:void(0);

17. Click **Next**.



Assign Role with Context

Work Instruction

Transaction Code(s): NA

SAP NetWeaver Identity Management

Assign Roles with Context Help

Unique ID: MS00000161
Display Name: SRM , Matt Morrow IV

1 Select context

2 Select role

3 Enter details

4 Review and Finish

Previous

Next

Select role

Available

Find:

Search Add Advanced

	Unique ID	Display Name	Context Types
<input type="checkbox"/>			
<input type="checkbox"/>			
<input type="checkbox"/>			
<input type="checkbox"/>			
<input type="checkbox"/>			
<input type="checkbox"/>			
<input type="checkbox"/>			
<input type="checkbox"/>			
<input type="checkbox"/>			
<input type="checkbox"/>			

Selected

Delete

	Unique ID	Display Name
<input type="checkbox"/>		
<input type="checkbox"/>		
<input type="checkbox"/>		
<input type="checkbox"/>		
<input type="checkbox"/>		
<input type="checkbox"/>		
<input type="checkbox"/>		
<input type="checkbox"/>		
<input type="checkbox"/>		
<input type="checkbox"/>		

javascript:void(0);

18. Click **Search**.



Assign Role with Context

Work Instruction

Transaction Code(s): NA

SAP NetWeaver Identity Management

Assign Roles with Context

Unique ID: MS00000161
Display Name: SRM , Matt Morrow IV

1

2

3

4

Select context Select role Enter details Review and Finish

Previous

Next

Select role

Available

Find:

Search

Add


Advanced

Unique ID	Display Name	Context Types
ROLE.BUSINESS:Buyer_Operational	SRM Buyer Operational	Z_AD [...]
ROLE.BUSINESS:GRANTOR_REPORTS_AND_DISPLAY	GTR - Grantor Reports and Display	Z_BA
ROLE.BUSINESS:AP_AGENCY_INV_PROC	AP - Agency Invoice Processor	Z_BA
ROLE.BUSINESS:AP_INV_APPROVER	AP - Invoice Approver	Z_BA
ROLE.BUSINESS:AP_LOGISTICS_INV_PROC_DECENTR	AP - Logistics Invoice Processor - Decentral	Z_BA
ROLE.BUSINESS:AP_LIV_REPORTS_DISPLAY	AP - LIV Reports and Display	Z_BA
ROLE.BUSINESS:AR_DUNNING	AR - Accounts Receivable Dunning Program	Z_BA
ROLE.BUSINESS:AR_POST_INCOMING	AR - Accounts	Z_BA

Selected

Delete

Unique ID	Display Name
-----------	--------------

19. Click  to select the business role needed.



Assign Role with Context

Work Instruction

Transaction Code(s): NA

SAP NetWeaver Identity Management

Assign Roles with ContextHelp

Unique ID: MS00000161
Display Name: SRM , Matt Morrow IV

1Select context

2Select role

3Enter details

4Review and Finish

PreviousNext

Select role

Available

Find: Advanced

Unique ID	Display Name	Context Types
ROLE.BUSINESS:Buyer_Operational	SRM Buyer Operational	Z_AD [...]
ROLE.BUSINESS:GRANTOR_REPORTS_AND_DISPLAY	GTR - Grantor Reports and Display	Z_BA
ROLE.BUSINESS:AP_AGENCY_INV_PROC	AP - Agency Invoice Processor	Z_BA
ROLE.BUSINESS:AP_INV_APPROVER	AP - Invoice Approver	Z_BA
ROLE.BUSINESS:AP_LOGISTICS_INV_PROC_DECENTR	AP - Logistics Invoice Processor - Decentral	Z_BA
ROLE.BUSINESS:AP_LIV_REPORTS_DISPLAY	AP - LIV Reports and Display	Z_BA
ROLE.BUSINESS:AR_DUNNING	AR - Accounts Receivable Dunning Program	Z_BA
javascript:void(0); ESS:AR_POST_INCOMING	AR - Accounts	Z_BA

Selected

Unique ID	Display Name
-----------	--------------

20. Click .



Assign Role with Context

Work Instruction

Transaction Code(s): NA

SAP NetWeaver Identity Management

Assign Roles with ContextHelp

Unique ID: MS00000161
Display Name: SRM , Matt Morrow IV

1 Select context

2 Select role

3 Enter details

4 Review and Finish

PreviousNext

Select role

Available

Find: SearchAddAdvanced

Unique ID	Display Name	Context Types
ROLE.BUSINESS:Buyer_Operational	SRM Buyer Operational	Z_AD [...]
ROLE.BUSINESS:GRANTOR_REPORTS_AND_DISPLAY	GTR - Grantor Reports and Display	Z_BA
ROLE.BUSINESS:AP_AGENCY_INV_PROC	AP - Agency Invoice Processor	Z_BA
ROLE.BUSINESS:AP_INV_APPROVER	AP - Invoice Approver	Z_BA
ROLE.BUSINESS:AP_LOGISTICS_INV_PROC_DECENTR	AP - Logistics Invoice Processor - Decentral	Z_BA
ROLE.BUSINESS:AP_LIV_REPORTS_DISPLAY	AP - LIV Reports and Display	Z_BA
ROLE.BUSINESS:AR_DUNNING	AR - Accounts Receivable Dunning Program	Z_BA
javascript:void(0); ESS:AR_POST_INCOMING	AR - Accounts	Z_BA

Selected

Delete

Unique ID	Display Name
ROLE.BUSINESS:AP_AGENCY_INV_PROC	AP - Agency Invoice Processor

21. Click **Next**.



Assign Role with Context

Work Instruction

Transaction Code(s): NA

SAP NetWeaver Identity Management

Assign Roles with Context Help

Unique ID: MS00000161
Display Name: SRM , Matt Morrow IV

1

2

3

4

Select context Select role Enter details Review and Finish

Previous

Next


The details you enter here are applied to all requested assignments

Validity Period:
Valid From/To: /

Remove

Add

Reason:

22. Click  to display the calendar.



Assign Role with Context

Work Instruction

Transaction Code(s): NA

SAP NetWeaver Identity Management

Assign Roles with ContextHelp

Unique ID: MS00000161
Display Name: SRM , Matt Morrow IV

12

1

2

3

4

12

Select contextSelect roleEnter detailsReview and Finish

PreviousNext

The details you enter here are applied to all requested assignments

Validity Period:
Valid From/To: / RemoveAdd

Reason:
Reason:
Reason:

May 2014

1819202122232425262728293031

SuMoTuWeThFrSa

23. Click 19 to choose the date.



Assign Role with Context

Work Instruction

Transaction Code(s): NA

SAP NetWeaver Identity Management

Assign Roles with Context Help

Unique ID: MS00000161
Display Name: SRM , Matt Morrow IV

1 Select context

2 Select role

3 Enter details

4 Review and Finish

Previous Next

The details you enter here are applied to all requested assignments

Validity Period:
Valid From/To: 5/19/2014 / Remove Add

Reason:

24. As required, complete/review the following fields:

Field	R/O/C	Description
Reason:	Required	Example: Additional duties added



Assign Role with Context

Work Instruction

Transaction Code(s): NA

SAP NetWeaver Identity Management

Assign Roles with Context Help

Unique ID: MS00000161
Display Name: SRM , Matt Morrow IV

1234

Select contextSelect roleEnter detailsReview and Finish

PreviousNext

The details you enter here are applied to all requested assignments

Validity Period:
Valid From/To: 5/19/2014 /

RemoveAdd

Reason:

Additional duties added

javascript:void(0);

25. Click **Next**.



Assign Role with Context

Work Instruction

Transaction Code(s): NA

SAP NetWeaver Identity Management

Assign Roles with ContextHelp

Unique ID: MS00000161
Display Name: SRM , Matt Morrow IV

1234

Select contextSelect roleEnter detailsReview and Finish

PreviousFinish

Review the following assignments before submitting

Context:
Legislative Budget Office

Role:
AP - Agency Invoice Processor

Validity Period:
From/To: 2014-05-19 / -

Reason:
Additional duties added

javascript:void(0);

26. Click 



Assign Role with Context Work Instruction Transaction Code(s): NA

SAP NetWeaver Identity Management - Windows Internet Explorer

Assign Roles with Context Help

Unique ID: MS00000161
Display Name: SRM , Matt Morrow IV

☒ The task has been executed

1 Select context 2 Select role 3 Enter details 4 Review and Finish

[Previous](#) [Finish](#)


Review the following assignments before submitting

Context:
Legislative Budget Office

Role:
AP - Agency Invoice Processor

Validity Period:
From/To: 2014-05-19 / -

Reason:
Additional duties added

27. Click  to close the Assign Roles with Context window.



You will see the message "The task has been executed."



Assign Role with Context

Work Instruction

Transaction Code(s): NA

Result

You have completed the steps to assign a role with context.